

MONTHLY STATISTICAL BULLETIN

APIL 2021

Market capitalization: 195.297.583.962

Turnover: 686.557.257

Number of transactions: 1.681

MBI10: 5.039,99

↑2,32%

↓9,37%

↑14,67%

↑4,02%

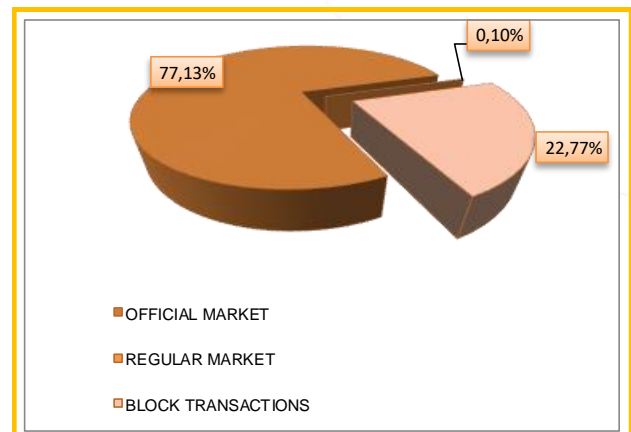
BASIC INDICATORS

TURNOVER (denars)	March 2021	April 2021	% of change
TRADING IN BEST	424.295.968	530.254.240	24,97
SHARES	321.690.974	509.908.506	58,51
BONDS	102.604.994	20.345.734	-80,17
OTHER SECURITIES	0	0	-
DAILY AVERAGE TURNOVER (denars)	18.447.651	25.250.202	36,87
DAILY AVERAGE NUMBER OF TRANSACTIONS	63	80	26,98
BLOCK TRANSACTIONS	333.218.735	156.303.017	-53,09
PUBLIC AUCTIONS	0	0	-
PUBLIC OFFERING	0	0	-
TOTAL	757.514.703	686.557.257	-9,37
NUMBER OF TRANSACTIONS			
TRADING IN BEST	1.453	1.668	14,80
BLOCK TRANSACTIONS	13	13	0,00
PUBLIC AUCTIONS	0	0	-
PUBLIC OFFERING	0	0	-
TOTAL	1.466	1.681	14,67
MARKET CAPITALIZATION (denars)			
MARKET CAPITALIZATION OF SHARES	190.870.662.574	195.297.583.962	2,32
OFFICIAL MARKET-SHARES	186.728.620.259	191.155.541.647	2,37
MARKET OF JOINT STOCK COMPANIES WITH SPECIAL REPORTING OBLIGATIONS	4.142.042.315	4.142.042.315	0,00
MARKET CAPITALIZATION OF BONDS	14.992.869.106	14.985.687.441	-0,05
MARKET CAPITALIZATION OF OTHER SECURITIES	312.850.405	312.645.375	-0,07
TOTAL MARKET CAPITALIZATION	206.176.382.085	210.595.916.779	2,14
MBI10	4.845,05	5.039,99	4,02
OMB	133,71	133,39	-0,24
NUMBER OF LISTED SECURITIES	98*	98*	0,00
NUMBER OF TRADING DAYS	23	21	-8,70

*The calculation includes the shares of Idevelop AD Skopje, ArceloMittal Skopje (HRM) AD Skopje and Blagoj Tufanov AD Radovish which are long term suspended from listing.

TURNOVER STRUCTURE

Market segment	Turnover (denars)	Turnover (EUR)	%	Number of transactions
OFFICIAL MARKET	529.582.388	8.596.125	77,13	1.652
REGULAR MARKET	671.852	10.906	0,10	16
BLOCK TRANSACTIONS	156.303.017	2.537.296	22,77	13
TOTAL	686.557.257	11.144.327	100,00	1.681



MONTHLY STATISTICAL BULLETIN

10 MOST LIQUID SHARES (Official market)

Issuer	Max (denars)	Min (denars)	Average price (denars)	Volume	Turnover (denars)	Turnover (EUR)	%	Num. of trans.	Market capitalization (denars)
Replek Skopje	116.337,00	99.000,00	108.134,15	1.026	115.559.669	1.875.489	22,69	180	2.950.706.880
Granit Skopje	1.131,00	1.067,00	1.106,78	84.603	93.816.972	1.522.951	18,42	216	3.381.801.073
Komercijalna banka Skopje	8.451,00	7.955,00	8.227,47	11.168	92.532.554	1.501.998	18,17	329	19.220.921.777
Alkaloid Skopje	15.289,00	14.440,00	14.843,00	5.845	86.923.574	1.410.946	17,07	309	21.430.431.819
Makpetrol Skopje	73.500,00	72.000,00	72.687,08	546	39.802.072	646.092	7,82	138	8.258.899.237
NLB Banka Skopje	20.299,00	18.800,00	19.377,13	993	19.232.899	312.220	3,78	71	17.188.080.112
Makedonijaturist Skopje	4.284,00	4.100,00	4.172,21	3.527	14.718.079	238.914	2,89	33	1.922.049.750
Stopanska banka Skopje	1.180,00	1.080,00	1.143,03	10.268	11.758.006	190.844	2,31	65	20.069.953.105
Stopanska banka Bitola	3.221,00	3.000,00	3.080,12	2.456	7.517.063	122.012	1,48	40	1.190.524.965
VV Tikves Kavadarci	5.258,00	5.000,00	5.110,00	1.158	5.848.188	94.918	1,15	8	1.406.340.000
Rest				50.643	21.527.578	349.440	4,23	191	94.135.832.930
Total				172.233	509.236.654	8.265.823	100,00	1.580	191.155.541.647

TOP GAINERS / TOP LOSERS—OFFICIAL MARKET

Issuer	Average price (denars) 31.03.2021	Average price (denars) 30.04.2021	% of change
TOP GAINERS			
Makstil Skopje	62,00	71,00	14,52
Replek Skopje	99.900,00	113.839,00	13,95
NLB Banka Skopje	18.546,14	20.125,12	8,51
TTK Banka Skopje	1.400,00	1.500,00	7,14
Automakedonija Skopje	2.292,00	2.429,00	5,98
TOP LOSERS			
Lotarija na Makedonija Skopje	250,00	206,00	-17,60
ZK Pelagonija Bitola	4.044,00	3.644,00	-9,89
Beton Skopje	5.401,00	5.000,00	-7,42
Stopanska banka Skopje	1.192,00	1.149,47	-3,57
Skopski Pazar Skopje	6.330,00	6.141,00	-2,99

OVERVIEW OF THE TRADING WITH BONDS

	HIGH (%)	LOW (%)	Last daily average price (%)	Last trading day	Volume	Turnover (denars)	Turnover (EUR)	Yield to maturity *
R.Macedonia - Government bond DO2020/15-1235dk	100,00	100,00	100,00	26.4.2021	360	3.600.000	58.440	2,20%
R.Macedonia - Government bond DO2019/10-0749dk	101,60	101,60	101,60	27.4.2021	20	203.200	3.298	4,20%
Government bonds-denationalization X issue (RMDEN10)	99,00	99,00	99,00	14.4.2021	62	3.782	61	-
Government bonds-denationalization XI issue (RMDEN11)	99,50	99,50	99,50	14.4.2021	143	8.767	142	2,86%
Government bonds-denationalization XV issue (RMDEN15)	99,00	99,00	99,00	16.4.2021	118	7.197	117	2,40%
Government bonds-denationalization XVI issue (RMDEN16)	99,50	99,50	99,50	22.4.2021	1.838	112.667	1.829	2,17%
Government bonds-denationalization XIX issue (RMDEN19)	99,90	99,70	99,70	27.4.2021	266.846	16.410.122	266.415	2,07%

* The model for calculation of annual average yield to maturity is adapted to the characteristics of the bonds. Calculation date is 30.04.2021 using the last average price of the bonds.

MONTHLY STATISTICAL BULLETIN

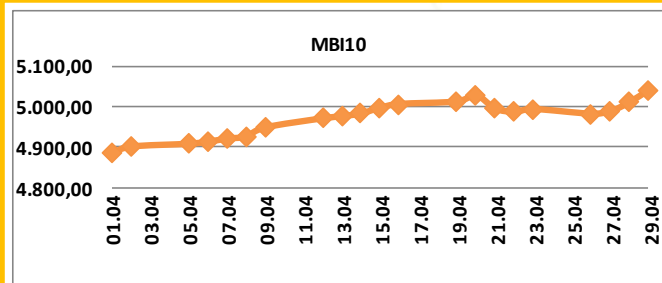
MBI10

Value at 29.04.2021 **5.039,99**

MAX Value in April (29.04.2021) 5.039,99

MIN Value in April (01.04.2021) 4.885,55

% of change from 30.12.2020 7,12%

All about MBI10 on: <http://www.mse.com.mk/Indicies.aspx?Index=MBI10>

Composition of MBI10	Turnover (denars)	Volume	Num. of trans.	Last average price	% of monthly change of price
Alkaloid AD Skopje	86.923.574	5.845	309	14.972,15	4,74
Granit AD Skopje	121.402.572	110.875	217	1.101,07	4,55
Komercijalna banka AD Skopje	181.936.604	22.468	336	8.433,68	5,75
Makpetrol AD Skopje	39.802.072	546	138	73.489,52	2,07
Makedonijaturist AD Skopje	14.718.079	3.527	33	4.250,00	2,14
Stopanska banka AD Skopje	11.758.006	10.268	65	1.149,47	-3,57
TTK banka AD Skopje	3.490.914	2.407	26	1.500,00	7,14
Makedonski Telekom AD Skopje	1.161.552	3.526	12	330,00	1,15
Stopanska banka AD Bitola	7.517.063	2.456	40	3.045,00	1,98
NLB Banka AD Skopje	19.232.899	993	71	20.125,12	8,51

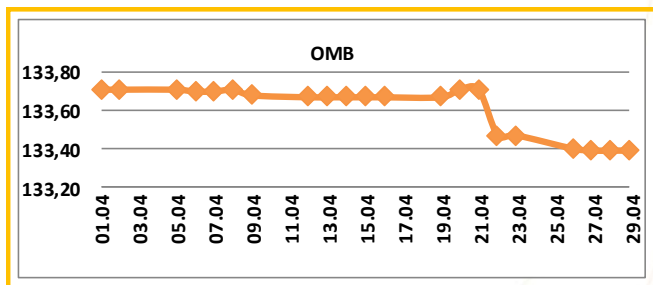
OMB

Value at 29.04.2021 **133,39**

MAX Value in April (02.04.2021) 133,71

MIN Value in April (27.04.2021) 133,39

% of change from 30.12.2020 0,29%

All about OMB on: <http://www.mse.com.mk/Indicies.aspx?Index=OMB>

Composition of OMB	Turnover (denars)	Volume	Num. of trans.	Last average price	% of monthly change of price
Government bonds-denationalization XI issue (RMDEN11)	8.767	143	1	99,50	-0,20
Government bonds-denationalization XII issue (RMDEN12)	0	0	0	99,50	0,00
Government bonds-denationalization XIII issue (RMDEN13)	0	0	0	99,70	0,00
Government bonds-denationalization XIV issue (RMDEN14)	0	0	0	99,00	0,00
Government bonds-denationalization XV issue (RMDEN15)	7.197	118	1	99,00	0,00
Government bonds-denationalization XVI issue (RMDEN16)	112.667	1.838	1	99,50	-1,00
Government bonds-denationalization XVII issue (RMDEN17)	0	0	0	99,50	0,00
Government bonds-denationalization XVIII issue (RMDEN18)	0	0	0	99,50	0,00
Government bonds-denationalization XIX issue (RMDEN19)	16.410.122	266.846	63	99,70	-0,20



MONTHLY STATISTICAL BULLETIN

MBI10 LISTED COMPANIES RATIOS

Issuer	P/E Ratio ¹	Dividend yield ²	Foreign investors participation in April 2021	Foreign investors participation in March 2021	Change
Alkaloid AD Skopje	18,39	2,67%	2,86%	2,89%	-0,03%
Granit AD Skopje	59,41	3,03%	3,38%	3,41%	-0,03%
Komercijalna banka AD Skopje	9,93	7,11%	2,53%	2,56%	-0,03%
Makpetrol AD Skopje	23,69	1,77%	1,33%	1,30%	0,03%
Makedonijaturist AD Skopje	-	5,63%	0,81%	0,81%	0,00%
Stopanska banka AD Skopje	10,35	0,00%	92,37%	92,36%	0,01%
TTK banka AD Skopje	15,03	6,00%	1,16%	1,17%	-0,01%
Makedonski Telekom AD Skopje	19,73	5,61%	1,48%	1,48%	0,00%
Stopanska banka AD Bitola	14,62	0,00%	2,03%	2,14%	-0,11%
NLB banka AD Skopje	9,87	0,00%	87,72%	87,72%	0,00%

[1] Share price at last day of trading in currently month, / Earnings per share

[2] The ratios are calculated using the data from the last published Audited financial reports and last paid dividend.

* The calculation was made with the amount of dividend that Komercijalna Banka AD Skopje and TTK Banka AD Skopje adopted at the shareholders' meeting. The payment of dividend is conditioned by the termination of the "Decision on temporary limitation of the distribution and payment of dividends to bank shareholders." adopted by the NBRSM.

FOREIGN INVESTORS—OFFICIAL MARKET

April 2021	Foreign Legal investors April 2021	Foreign private investors April 2021	Total Foreign entities April 2021	Total Foreign entities March 2021	Change
Shares ^[3]	35,14%	1,19%	36,32%	36,33%	-0,01%
Denationalization bonds ^[4]	0,13%	0,07%	0,20%	0,20%	0,00%
Continuous government bonds ^[5]	0,09%	0,00%	0,09%	0,09%	0,00%

[3] Data as last day of trading in currently month according to the Central Securities Depository, regarding the participation of the foreign investors in the number of shares.

[4,5] Data as last day of trading in currently month according to the Central Securities Depository, regarding the participation of the foreign investors in the total nominal value of bonds.

FOREIGN AND DOMESTIC INVESTORS IN THE TOTAL TURNOVER [6]

	BUYING % of total	SELLING % of total
Foreign private investors	0,47%	0,41%
Foreign Legal investors	0,36%	2,02%
Total Foreign Legal entities	0,83%	2,43%
Domestic private investors	58,96%	66,19%
Domestic Legal investors	40,21%	31,38%
Total Domestic Legal entities	99,17%	97,57%

[6] Data as last day of trading in currently month according to the Central Securities Depository, regarding the participation of the foreign and domestic investors in the total turnover.

TURNOVER PER MEMBERS / in denars

Member	Code	Trading in BEST system	% of trading in BEST sys.	Block (denars)	% block	Public auctions	% of Public auctions	Public offering	% of Public offering	Total
Eurohaus AD Skopje	EH	228.662.955	21,56	183.532.200	58,71	0	0,00	0	0	412.195.155
ILIRIKA INVESTMENTS AD Skopje	IL	281.269.173	26,52	10.098.000	3,23	0	0,00	0	0	291.367.173
Komercijalna banka AD Skopje	KB	141.119.191	13,31	106.232.734	33,98	0	0,00	0	0	247.351.925
INVESTBROKER AD Skopje	MI	185.795.459	17,52	0	0,00	0	0,00	0	0	185.795.459
TTK Banka Skopje	TK	67.708.939	6,38	12.743.100	4,08	0	0,00	0	0	80.452.039
NLB Banka AD Skopje	TN	53.041.996	5,00	0	0,00	0	0,00	0	0	53.041.996
Stopanska banka AD Skopje	SB	36.844.701	3,47	0	0,00	0	0,00	0	0	36.844.701
Fersped Broker AD Skopje	FR	30.430.777	2,87	0	0,00	0	0,00	0	0	30.430.777
INOVO BROKER AD Skopje	IN	25.251.151	2,38	0	0,00	0	0,00	0	0	25.251.151
Sparkasebanka AD Skopje	SP	10.384.139	0,98	0	0,00	0	0,00	0	0	10.384.139
Total		1.060.508.480	100,00	312.606.034	100,00	0	100,00	0	100	1.373.114.514

Turnover via BEST system and turnover in block trades is calculated on the basis of double counting, in order to include the executed cross trades by the MSE members in the structure of the overall MSE turnover. As since July 13, during the government auctions on the selling side there is no brokers (i.e. MSE performs this role), the turnover derived from government auctions is still calculated on the basis of single counting.

MONTHLY STATISTICAL BULLETIN

AS A REMINDER

The product of the Macedonian Stock Exchange **BESTNET ANALYTICS** is a modern internet service that helps investors in building well-founded investment strategies and in bringing valuable investment decisions.

BESTNET ANALYTICS contains:

- Data for more than **100** companies traded on the Macedonian Stock Exchange
- More than **70** different financial indicators of companies and more than **40** indicators for banks
- Monitoring and comparing the values for the last **3** years
- Tracking results by quarters
- Data in den, euros and dollars
- Data for paid dividends from companies for the last **4** years
- Data for the major shareholders of the company
- Data for management bodies of the company
- Data for related companies
- Comparison and monitoring of a large number of financial indicators
- Monitoring indicators by sectors and industries
- Graphic display of technical indicators
- Over **40** technical indicators and oscillators
- Monitoring of investments, determining their current value
- Calculation of gains / losses from unrealized transactions
- Calculation of gains / losses from trades executed
- Simulated portfolios

Шифра на XB	Датум на трансакција	Број на трансакција	Количина	Куповна вредност - вкупно (во ден.)	Датум на последна цена	Последна просечна цена	Вкупна вредност (во ден.)	Нереализирана добитка / загуба (во ден.)	% промена од купување на XB	% од вредноста на вкупните вложувања
GRNT	17.02.2009	X52515136						1.800.000,00	133,33%	3,74%
TEL	11.06.2009	1235649	600,00	360.000,00	11.06.2009	653,11	391.866,00	31.866,00	8,85%	1,00%

скратен преглед на поединечна трансакција

Тип на хартија	Share	Куповна вредност - вкупно (во ден.)	360.000,00
Датум на трансакција	11.06.2009	Датум на последна цена	21.01.2009
Број на трансакција	1235649	Последна просечна цена	653,11
Количина	600,00	Нето вредност (во ден.)	391.866,00
Куповна цена (во ден.)	600,00	Акумулирана камата (во ден.)	0,00
Номинална вредност	0,00 MKD	Вкупна вредност (во ден.)	391.866,00
Куповна вредност (во ден.)	360.000,00	Нереализирана добитка / загуба (во ден.)	31.866,00
Купена акумул. камата (во ден.)	0,00	% промена од купување на XB	8,85%
Трансакциони трошоци (во ден.)	500,00	% од вредноста на вкупните вложувања	1,00%

детален преглед на поединечна трансакција

Тип на хартија	Bond	Куповна вредност - вкупно (во ден.)	107.092,08
Датум на трансакција	11.07.2008	Датум на последна цена	27.11.2007
Број на трансакција	1919	Последна просечна цена	85,00
Количина	2.250,00	Нето вредност (во ден.)	116.662,50
Куповна цена (во %)	77,50	Акумулирана камата (во ден.)	1.228,85
Номинална вредност	1,00 EUR	Вкупна вредност (во ден.)	117.891,35
Куповна вредност (во ден.)	106.689,77	Нереализирана добитка / загуба (во ден.)	11.198,57
Купена акумул. камата (во ден.)	402,31	% промена од купување на XB	10,00%
Трансакциони трошоци (во ден.)	500,00	% од вредноста на вкупните вложувања	0,30%

TOTAL 36.067.092,08 62.684.319,35 26.617.629,57 100,00%

Опис на XB	Податоци од тргувањето
Лазарен сегмент	Официјален пазар
Лазарен подсегмент	Берзанска котирација - обични акции
Тип на XB	Обични акции
ISIN број	MKALKA101011
Вкупни издадени XB	1431353
Шифра на XB	ALK
Номинална вредност	25,56 EUR
Количина	67
Пронет	280.531,00
Трансакции	5
Највисока цена во пос. 52 недели	4.599,00
Најниска цена во пос. 52 недели	3.799,00
% промена во посл. 30 дена	8,48%
% промена во посл. 3 месеци	6,98%
% промена во посл. 6 месеци	0,80%
% промена во посл. 1 година	-4,07%
Просечен дневен пронет во пос. 30 дена	645.146,23
Просечен дневен пронет во пос. 3 месеци	812.362,12
Просечен дневен пронет во тековната година	626.836,29
Просечен дневен пронет во пос. 52 недели	1.304.591,88
Коефициент цена / добитка	10,43
Дивиденден принос	3,98%
Коефициент цена / Книговодствена вредност по акција	0,91
Коефициент цена / Акумулирана добитка по акција	2,62
Коефициент цена / приход од продажба	1,01
Коефициент цена / парични приливи од оперативни активности	13,55
Коефициент цена / оперативна добитка	8,93
Коефициент цена / EBITDA	6,35
Најнисок P/E во пос. 52 недели	11,46
Најнисок P/E во пос. 3 месеци	9,47
Нето добитка по акција за пос. 12 месеци	430,55
Коефициент цена / добитка за пос. 12 месеци	9,72

For more information on : www.bestnet.com.mk

ПРАКТИЧНОСТ ВО 3 ЧЕКОРИ



Во промотивниот период до 31.12.2020 година,
бесплатно дигитализирајте до две Mastercard® картички.

www.komray.mk



КомРау. Твојот мобилен паричник



комерцијална Банка аџ скопје

www.kb.com.mk контакт центар: (02) 3 296 800



МАКЕДОНСКА БЕРЗА
MACEDONIAN STOCK EXCHANGE